

Sale Vehicle Refurbishment



Vehicle Registration: LK10 ETD

Start Date: 14/9/11

Washing and engine work

Roof power washed and checked		Engine bay washed and cleaned	
Under chassis washed		Exhaust brackets checked (ford)	
Grey water tank valves tightened and shut			
Exterior of this motorhome has been completed by: Jack Date: 28/9/11			

Polish and stickers

De-branding and de-gluing		Vehicle polished (autoglym or G10)	
Windows cut and polished (G3)		Factory stickers on	
Scuffs on cab and skirting polished (G3)		Bumpers blacked	
Polishing and vinyl work completed by: Jack & Eddie Date: 28/9/11			

Repairs and general work

Repairs on skirting & bumpers		Rear bumper off and connections checked	
Jack kit in the hole (ford only)		Microwave checked	
White grease all the locks		Realign exterior doors	
Check bike rack fixings		Hoses and hook ups cleaned	
Hub caps on van		Tyre dressing	
Repairs and general work completed by: Jack Date: 14/9/11			

Interior Habitation clean

Mattresses out to Puzzi		Shower curtain and curtains out for wash	
All crockery and cutlery out for wash		Fly screens and roof vents cleaned	
Kitchen top steamed		All toilet and sink unit steamed	
Cupboards and under seat hatches steamed		Hab door steamed	
Seat operations checked		Mattresses back in the van	
Interior has been completed by: Lucy		Date: 16/09/11	



Habitation work and fixing

Latches and handles all checked		Ladder straightened out	
Extra hinge added to cupboard doors	N/A	Wooden surfaces varnished	N/A
Grey water tanks bleached and fresh water emptied			
Hab work and fixing completed by: Jack		Date: 14/9/11	

Cab Operations Checklist

All lights including the hazards on/off, and come up on the dash		Head lights up and down on the dimmers	
Put a sat nav in the two 12v sockets and make sure it charges	N/A	All the radio controls work	
De-misters and air con all work		All the vent openings open and close	
Reversing sensors work		Trip computer set and the language and time are correct	
Indicator stalk functions all work and the washer jets fine		Radio aerial is present	
Cab has been completed by : Jack		Date: 14/9/11	

Final works

Snag list work done		Completed by : 	Date: 28/09/11
Condition report file made		Completed by: 	Date: 30/09/11

Condition

1. Scratches RHS gas locker door
2. Scratch RHS bottom of gas locker skirt
3. Small scuffs along RHS exterior middle locker
4. Scratches along P/S exterior locker door
5. Scuff RHS P/S exterior locker skirt
6. Scratches on rear aluminium locker skirt
7. Scuffs and paint chips to front bumper RHS
8. Small scratch LHS of bathroom door
9. Small dent RHS of front dinette table
- 10.

Description

1. 3x scratches RHS of gas locker door 2 inches long
2. Scratch 15cm long from RHS bottom corner of gas locker skirt
3. Small scuffs along RHS exterior middle locker approximately 3 cm long
4. 3x scratches 1 1/2 inches long RHS P/S exterior locker door
5. Scuff 2cm long RHS P/S exterior locker skirt
6. Scratches 4cm long P/S rear aluminium trim
7. 2x scuffs 2cm long above registration plate, 2x paint chips RHS of bumper
8. Scratch 2.5 cm long LHS of bathroom door by middle hinge
9. Small dent <1cm long RHS of front dinette table
- 10.

Vehicle Sign Off: _____



Date: 30/09/11

1.



2.



3.



4.



5.



6.



7.

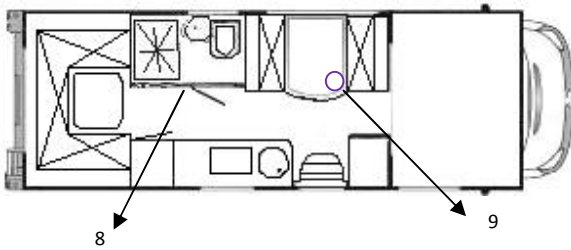
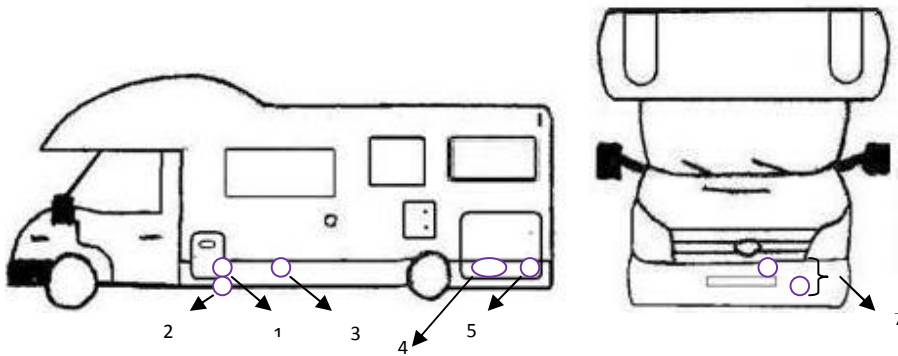
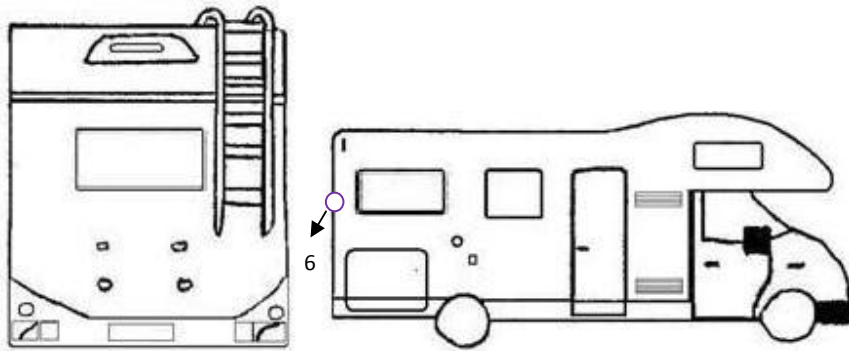


8.



9.





Damp/ gas/ electric check



Completed by: Matthew Jones

Date: 25/08/11