

# Sale Vehicle Refurbishment



**Vehicle Registration:** LK10 EPX

**Start Date:** 16/09/11

## Washing and engine work

Roof power washed and checked		Engine bay washed and cleaned	
Under chassis washed		Exhaust brackets checked (ford)	
Grey water tank valves tightened and shut			
<b>Exterior of this motorhome has been completed by: Jack Date: 26/09/11</b>			

## Polish and stickers

De-branding and de-gluing		Vehicle polished (autoglym or G10)	
Windows cut and polished (G3)		Factory stickers on	
Scuffs on cab and skirting polished (G3)		Bumpers blacked	
<b>Polishing and vinyl work completed by: Jack Date: 28/09/11</b>			

## Repairs and general work

Repairs on skirting & bumpers		Rear bumper off and connections checked	
Jack kit in the hole (ford only)		Microwave checked	
White grease all the locks		Realign exterior doors	
Check bike rack fixings		Hoses and hook ups cleaned	
Hub caps on van		Tyre dressing	
<b>Repairs and general work completed by: Jack and Luke Date: 30/09/11</b>			

## Interior Habitation clean

Mattresses out to Puzzi		Shower curtain and curtains out for wash	
All crockery and cutlery out for wash		Fly screens and roof vents cleaned	
Kitchen top steamed		All toilet and sink unit steamed	
Cupboards and under seat hatches steamed		Hab door steamed	
Seat operations checked		Mattresses back in the van	
<b>Interior has been completed by: Lucy</b>		<b>Date: 21/09/11</b>	



### Habitation work and fixing

Latches and handles all checked		Ladder straightened out	
Extra hinge added to cupboard doors	N/A	Wooden surfaces varnished	
Grey water tanks bleached and fresh water emptied			
<b>Hab work and fixing completed by: Jack</b>		<b>Date: 26/09/11</b>	

### Cab Operations Checklist

All lights including the hazards on/off, and come up on the dash		Head lights up and down on the dimmers	
Put a sat nav in the two 12v sockets and make sure it charges	N/A	All the radio controls work	
De-misters and air con all work		All the vent openings open and close	
Reversing sensors work		Trip computer set and the language and time are correct	
Indicator stalk functions all work and the washer jets fine		Radio aerial is present	
<b>Cab has been completed by : Jack</b>		<b>Date: 26/09/11</b>	

## Final works

Snag list work done		Completed by : 	Date: 06/10/11
Condition report file made		Completed by: 	Date: 10//10/11

### Condition

1. Crack RHS leisure battery skirt
2. Hairline cracks P/S middle skirt
3. Scratches LHS P/S rear wheel arch
4. Scratch P/S rear trim
5. Scratches on electrical hook up cover
6. Scuff in middle skirt rubber trim
7. Scratches in P/S front corner skirt
8. Ford sign peeling at edges
9. Trim on bathroom door frame has cracked and pieces missing
10. Dent D/S wall rear bed

### Description

1. Crack top RHS corner leisure batter skirt approximately 2 inches long
2. X6 hairline cracks in P/S middle skirt on LHS
3. Scratches LHS P/S rear wheel arch approximately 2.5 inches long
4. Scratch on the bottom of P/S rear trim approximately 1.5 inches long
5. Scratch on electrical hook up cover approximately 10 cm long
6. Scuff in middle skirt rubber trim approximately 10cm long
7. Scratches in front D/S corner skirt approximately 8cm long
8. Ford sign on front bumper peeling at edges
9. Trim on bottom of bathroom door frame has cracked and pieces missing
10. Slight dent in D/S fixed bed wall approximately 12cm long

Vehicle Sign Off: \_\_\_\_\_



Date: 10/10/2011

1.



2.



3.



4.



5.



6.



7.



8.

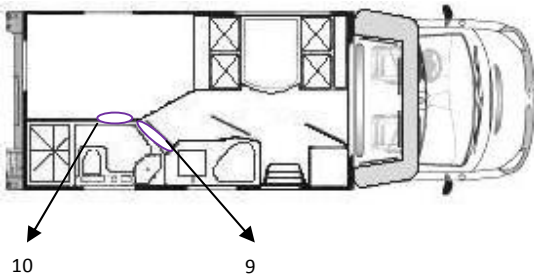
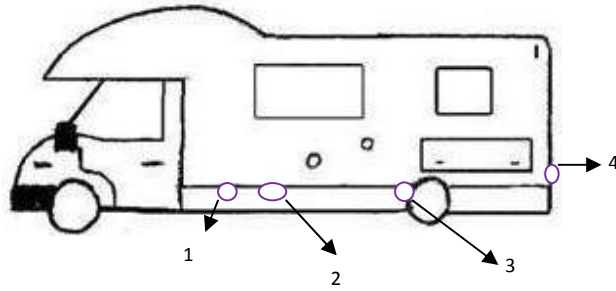
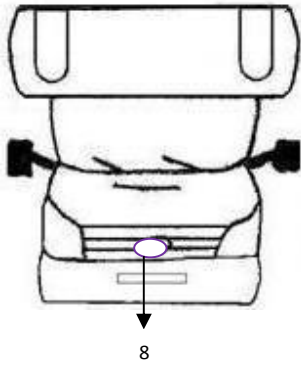
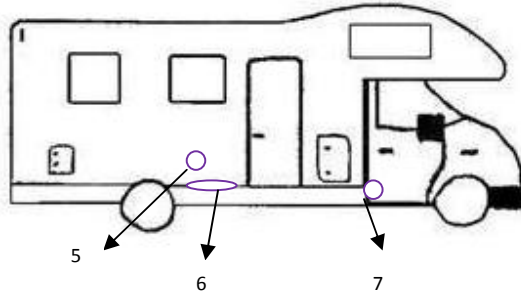
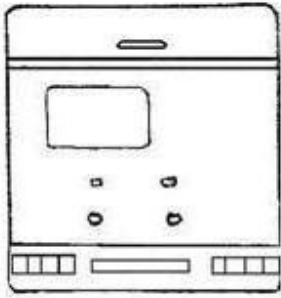


9.



10.





Damp/ gas/ electric check



Completed by: Matthew Jones Date: 08/08/2011