

Sale Vehicle Refurbishment



Vehicle Registration: LK10 EOO

Start Date: 12/9/11

Washing and engine work

Roof power washed and checked		Engine bay washed and cleaned	
Under chassis washed		Exhaust brackets checked (ford)	
Grey water tank valves tightened and shut			
Exterior of this motorhome has been completed by: Jack			Date: 13/9/11

Polish and stickers

De-branding and de-gluing		Vehicle polished (autoglym or G10)	
Windows cut and polished (G3)		Factory stickers on	
Scuffs on cab and skirting polished (G3)		Bumpers blacked	
Polishing and vinyl work completed by: Jack & Eddie			Date: 13/9/11

Repairs and general work

Repairs on skirting & bumpers		Rear bumper off and connections checked	
Jack kit in the hole (ford only)		Microwave checked	
White grease all the locks		Realign exterior doors	
Check bike rack fixings		Hoses and hook ups cleaned	
Hub caps on van		Tyre dressing	
Repairs and general work completed by: Jack			Date: 14/9/11

Interior Habitation clean

Mattresses out to Puzzi		Shower curtain and curtains out for wash	
All crockery and cutlery out for wash		Fly screens and roof vents cleaned	
Kitchen top steamed		All toilet and sink unit steamed	
Cupboards and under seat hatches steamed		Hab door steamed	
Seat operations checked		Mattresses back in the van	
Interior has been completed by: Lucy		Date: 19/9/11	



Habitation work and fixing

Latches and handles all checked		Ladder straightened out	
Extra hinge added to cupboard doors	N/A	Wooden surfaces varnished	
Grey water tanks bleached and fresh water emptied			
Hab work and fixing completed by: Jack		Date: 14/9/11	

Cab Operations Checklist

All lights including the hazards on/off, and come up on the dash		Head lights up and down on the dimmers	
Put a sat nav in the two 12v sockets and make sure it charges		All the radio controls work	
De-misters and air con all work		All the vent openings open and close	
Reversing sensors work		Trip computer set and the language and time are correct	
Indicator stalk functions all work and the washer jets fine		Radio aerial is present	
Cab has been completed by : Jack		Date: 14/9/11	

Final works

Snag list work done		Completed by : 	Date: 11/10/11
Condition report file made		Completed by: 	Date: 12/10/11

Condition

1. Small scuffs on LHS exterior locker frame
2. Scratch LHS P/S rear corner skirt
3. Scratches RHS D/S rear wheel arch
4. Paint chips in bonnet
5. Dents in floor by habitation step
6. Small scratch in bathroom door
7. Shower pole rusty
- 8.
- 9.
- 10.

Description

1. Small scuffs in middle of exterior locker door frame approximately 1 inch long
2. Scratch approximately 15cm long on P/S rear corner skirt, on the LHS
3. 3x scratches on rear wheel arch 3cm long
4. 4x paint chips in bonnet, LHS and middle
5. 6x filled dents in floor by habitation step, approximately 5mm each
6. Scratch in bathroom door 1 inch long, near bottom of door
7. Shower pole
- 8.
- 9.
- 10.

Vehicle Sign Off: _____



Date: 12/10/11

1.



2.



3.



4.

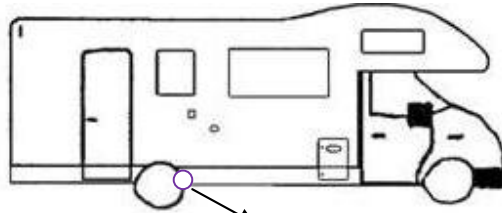
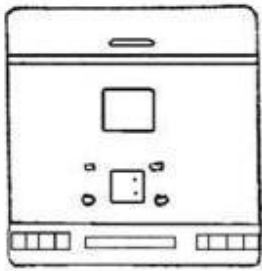


5.

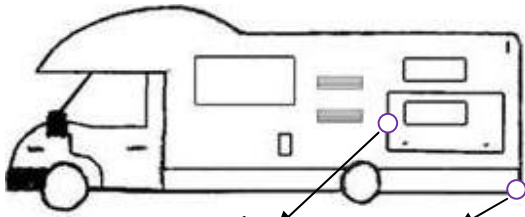


6.



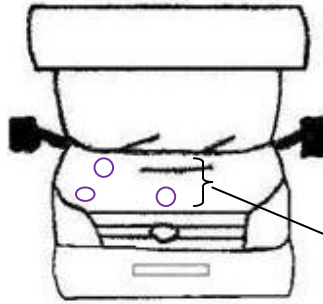


3

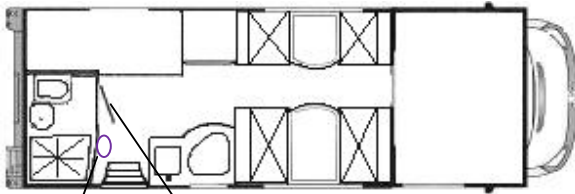


1

2



4



5

6

Damp/ gas/ electric check



Completed by: Matthew Jones Date: 28/07/2011